

Ultra High Rate SLA Battery

Capacity (25°C)	20HR (1.79A, 10.5V) = 35.8AH 10HR (3.41A, 10.5V) = 34.1AH 5HR (6.40A, 10.5V) = 32.0AH 1HR (25.5A, 10.5V) = 25.5AH
Operating Temperature Range	Charge = -15°C to +50°C Discharge = -20°C to +60°C Storage = -20°C to +60°C
Approx. Weight	10.5kg / 23.1lbs
15 Mins Rate	150W/cell to 1.67V/cell
Max Discharge	630A (5s)
Capacity Affected by Temp. (20HR)	40°C = 102% 25°C = 100% 0°C = 85% -15°C = 65%
Charge Voltage (25°C)	Cycle Use = 14.1-14.4V (-24mV/°C) Max Current = 10.7A Float Use = 13.5-13.8V (-18mV/°C)
Dimensions (Nominal)	Length: 195mm (7.68 in.) Width: 130mm (5.12 in.) Height: 164mm (6.46 in.) Total Height: 167mm (6.57 in.)

- Completely sealed, maintenance-free, low self-discharge
- State of the art hybrid grid and alloy formula
- Non-spillable, stable quality and high reliability with excellent re-charging performance
- Floating and standby use up to: 12 years
- Cycle use: Up to 260 cycles at 100% DoD
- Cycle use : Up to 600 Cycles at 50% DoD
- Container and Cover Material – ABS UL94-H B (optional UL94-V0)
- Transportation - D.O.T., I.A.T.A. & F.A.A.

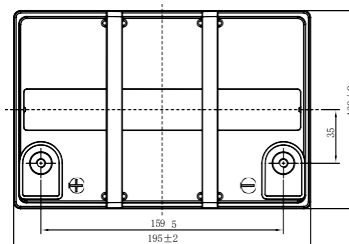
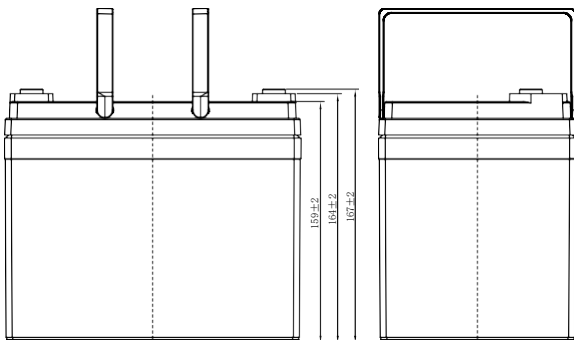
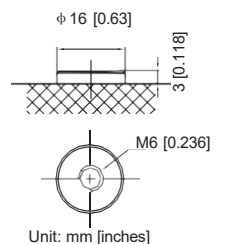


APPLICATIONS

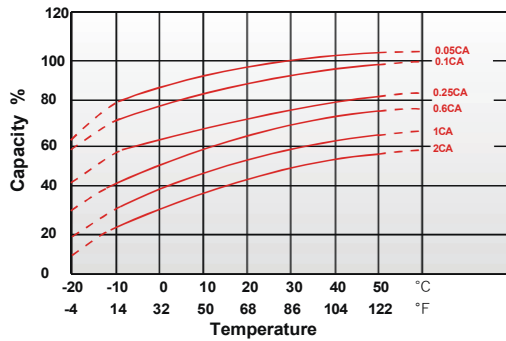
High Power Backup	Alarm & Security System	DC Power Supply
Telecommunications	Electric Start	Auto Control System
Critical UPS	Elec. Power System (EPS)	Traffic Control Signaling
Medical Equipment	Emergency Backup Power	Emergency Lighting

Terminal Type

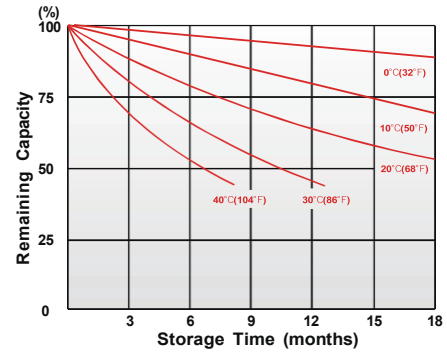
M6



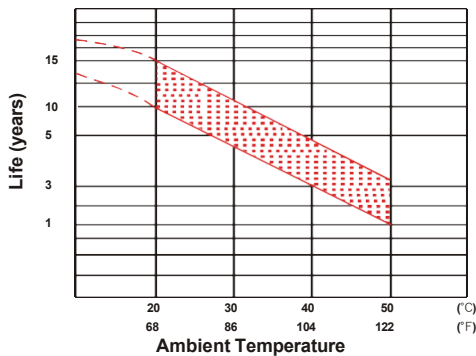
Effect of Temperature on Capacity 25°C (77°F)



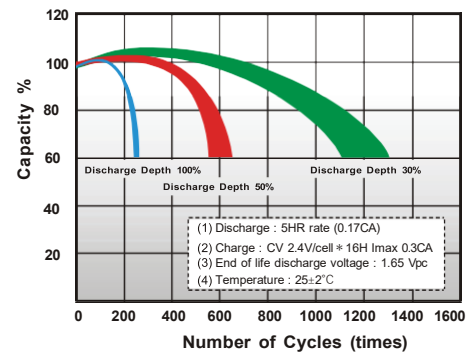
Capacity Retention Characteristic



Trickle (or Float) Service Life



Cycle Service Life



Regular Charge / Float Charge / Storage

- Charging voltage temperature compensation needs to be applied when temperature is below 0°C and above +45°C.
- Charging in temperatures below 0°C, the charge current should not exceed 0.1C as the core battery temperature can increase rapidly and damage the battery.
- During floating charge or when in storage, the life of the battery is cut in half for every 8°C temperature rise over 25°C.

Discharge

- Discharging at elevated temperatures improves performance of the battery yet shortens its life due to accelerated aging.
- Low temperature affects the battery internal resistance and lowers its capacity. The battery provides 100% specified capacity at 25°C. It will deliver 50% of its stated capacity at -20°C with 0.1C discharge current and 20% with 2C discharge current.

Constant Current Discharge (A) at 25°C (77°F)

F.V/Time	5min	10min	15min	30min	1h	2h	3h	4h	5h	6h	10h	20h
1.85V/cell	102.3	73.7	59.1	37.9	22.6	12.7	9.04	7.06	5.85	5.01	3.26	1.72
1.80V/cell	118.2	82.7	65.2	40.7	23.8	13.2	9.31	7.28	6.02	5.15	3.35	1.75
1.75V/cell	132.8	89.9	70.3	42.7	24.7	13.5	9.54	7.46	6.15	5.25	3.41	1.79
1.70V/cell	144.0	96.6	74.9	44.6	25.5	13.9	9.7	7.60	6.27	5.37	3.48	1.82
1.67V/cell	156.0	103.3	79.1	46.4	26.2	14.2	10.0	7.78	6.41	5.48	3.54	1.85
1.60V/cell	166.8	109.2	82.7	48.4	26.8	14.6	10.2	7.98	6.58	5.63	3.62	1.90

Constant Power Discharge (W) at 25°C (77°F)

F.V/Time	5min	10min	15min	30min	1h	2h	3h	4h	5h	6h	10h	20h
1.85V/cell	199.0	144.2	116.2	75.4	45.2	25.6	18.3	14.3	11.9	10.2	6.71	3.55
1.80V/cell	227.6	160.2	127.1	80.1	47.4	26.3	18.7	14.7	12.2	10.4	6.85	3.59
1.75V/cell	253.0	172.4	135.7	83.4	48.9	26.9	19.0	14.9	12.4	10.6	6.94	3.66
1.70V/cell	271.2	183.3	142.9	86.3	49.9	27.4	19.3	15.1	12.5	10.8	7.03	3.70
1.67V/cell	291.5	194.5	150.0	89.3	51.2	28.0	19.7	15.4	12.7	10.9	7.12	3.75
1.60V/cell	308.1	203.4	155.2	92.2	51.7	28.3	20.0	15.7	13.0	11.1	7.21	3.81

